



WebMed Mental Health Services
P: 218.310.8896 | WebMedMN.com

Therapy TeleHealth Instructions for RingCentral Meetings

FOR Liese APPOINTMENTS

WebMed Mental Health Services offers Therapy Telehealth visits for our patients. If you are feeling under the weather, but do not want to miss your therapy session this is a great option to choose. We use RingCentral, a HIPAA compliant video conferencing software .

What you need:

Smart Phone, LapTop, or Tablet | Internet connection | Meeting ID or Session Link

How to :

You may access this telehealth visit one of two ways, through this web address below:

<https://meetings.ringcentral.com/my/webmedLiese>

Or

By downloading the Ringcentral App on your Smartphone and using

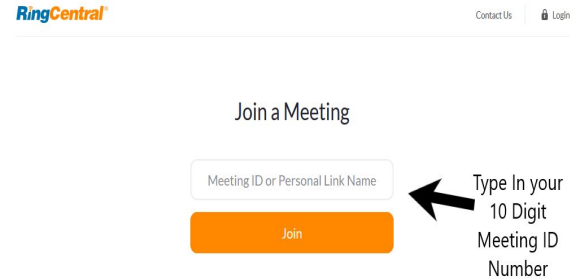
Meeting ID number : 2183108897

Please Remember to find a private, quiet area to ensure confidentiality and limit distractions during your session.

Ringcentral Meetings Instructions for LapTop users

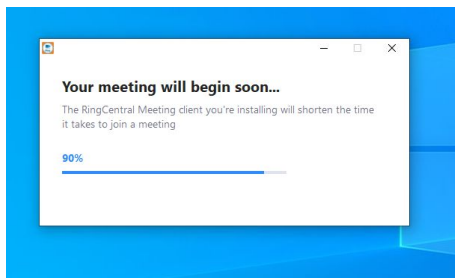
Step 1:

In a Google Chrome or other updated internet browser type in <https://meetings.ringcentral.com/join>
When prompted Type in your 9 to 10 Digit Meeting ID



Step 2 :


If you are joining for the first time , you will be prompted to download ring central.
Please follow the downloading instructions.



Once Your Download is complete.
A box will pop up that looks like this.
Please allow the Application to load, do not close out of this box .

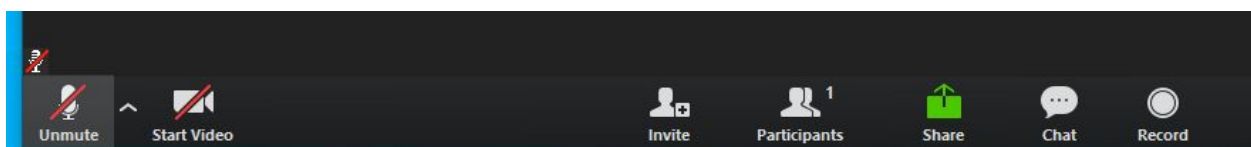
Step 3 :

You may be prompted to enter the Meeting ID again.
If you see this box, please click join a meeting and enter the meeting Id



Now your Session will begin.

After Entering you Meeting ID the telehealth session will begin.
Please look towards the bottom left of your screen. Please ensure you are not muted and that you have started the video. If your screen looks like the picture below, please click on the Microphone button to “UNMute” and the Camera button to start the Video.



Ringcentral Meetings Instructions for Smart Phone and Tablet users



Step 1:


Go to your phone app store and type in RingCentral Meetings. Be sure to click on the app with this Icon.


Step 2:

Once the Download is complete
Launch the RingCentral Meetings app on your device.

Tap Join a Meeting

Or Join if you would like to create a personal log in for yourself.

Enter the Meeting ID or tap the drop-down arrow  button to see a list of previously used Meeting IDS



Step 3:

Now your Session will begin.

After Entering you Meeting ID the telehealth session will begin.
Please look towards the bottom left of your screen. Please ensure you are not muted and that you have started the video. If your screen looks like the picture below, please click on the Microphone button to “UNMute” and the Camera button to start the Video.

